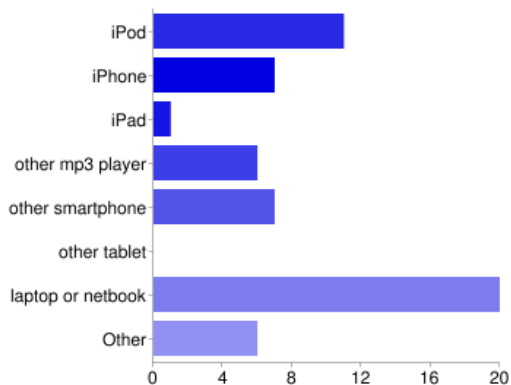


Summary [See complete responses](#)

Start of Survey

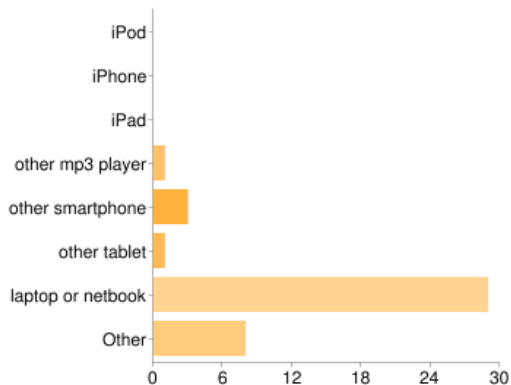
Which of the following devices do you personally own?



| | | |
|-------------------|-----------|-----|
| iPod | 11 | 37% |
| iPhone | 7 | 23% |
| iPad | 1 | 3% |
| other mp3 player | 6 | 20% |
| other smartphone | 7 | 23% |
| other tablet | 0 | 0% |
| laptop or netbook | 20 | 67% |
| Other | 6 | 20% |

People may select more than one checkbox, so percentages may add up to more than 100%.

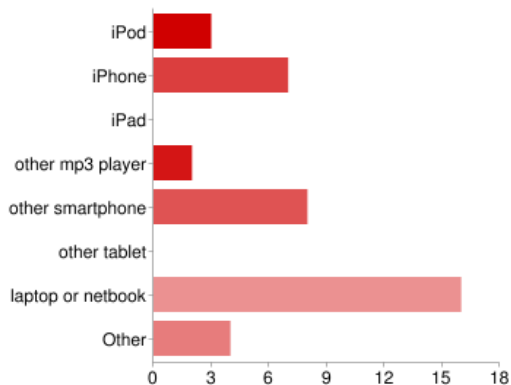
Which of the following devices has your school provided for you?



| | | |
|-------------------|-----------|------|
| iPod | 0 | 0% |
| iPhone | 0 | 0% |
| iPad | 0 | 0% |
| other mp3 player | 1 | 3% |
| other smartphone | 3 | 10% |
| other tablet | 1 | 3% |
| laptop or netbook | 29 | 100% |
| Other | 8 | 28% |

People may select more than one checkbox, so percentages may add up to more than 100%.

Which of the following devices do you bring to school?

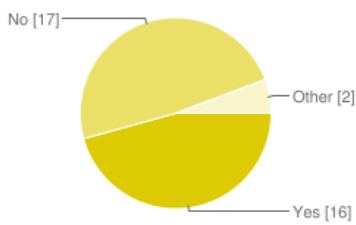


| | | |
|-------------------|-----------|-----|
| iPod | 3 | 11% |
| iPhone | 7 | 25% |
| iPad | 0 | 0% |
| other mp3 player | 2 | 7% |
| other smartphone | 8 | 29% |
| other tablet | 0 | 0% |
| laptop or netbook | 16 | 57% |
| Other | 4 | 14% |

People may select more than one checkbox, so percentages may add up to more than 100%.

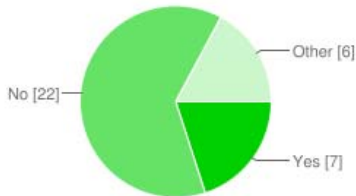
Do you have administrative access on your school laptop?

| | | |
|-----|-----------|-----|
| Yes | 16 | 46% |
| No | 17 | 49% |



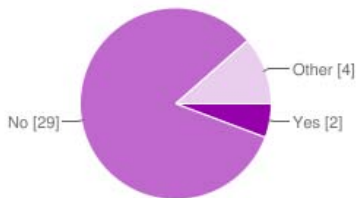
| | | |
|-------|---|----|
| Other | 2 | 6% |
|-------|---|----|

Is your school a BYOD school?



| | | |
|-------|----|-----|
| Yes | 7 | 20% |
| No | 22 | 63% |
| Other | 6 | 17% |

Are students allowed to use their phones (for texting) in class?



| | | |
|-------|----|-----|
| Yes | 2 | 6% |
| No | 29 | 83% |
| Other | 4 | 11% |

What ITC limitations that you face at school?

internet speed could be quicker. IT dept is out-sourced... We are about to go fibre so we will then be able to use our smartphones/tablets in school (as will the students). We are KAMAR and when we go wireless for iPhone etc. we will be able to use the app for that. Huge amount of information is blocked for learners research. We have had access to you tube but was blocked due to the amount of data it used to function Yes we have 2 IT departments, 1 full time & a contract company that comes in to follow up on the weird stuff we required. no Our IT dept is great. very responsive. but our network ...

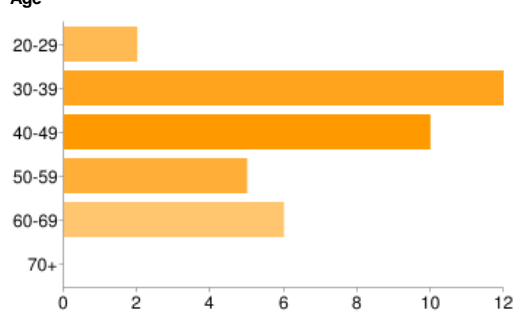
Are you interested in a "choose your own/set up your own" model to the laptop scheme?



| | |
|---|---|
| 1 -YES! YES PLEASE! I wish I wasn't treated like an imbecile. | 9 |
| 2 | 9 |
| 3 | 7 |
| 4 | 3 |
| 5 -No way! I hate having to fix stuff. | 6 |

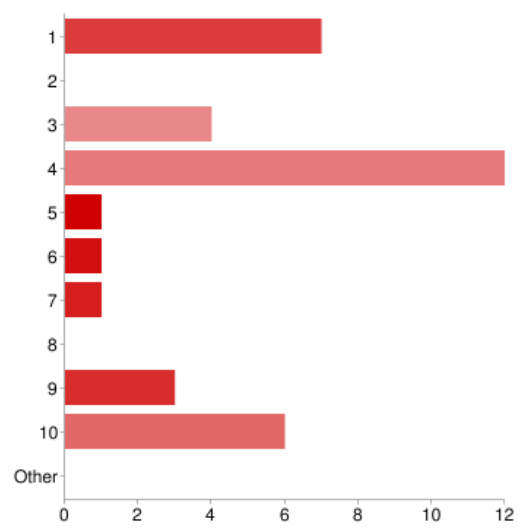
YES! YES PLEASE! I wish I wasn't treated like an imbecile.No way! I hate having to fix stuff.

Age



| | | |
|-------|----|-----|
| 20-29 | 2 | 6% |
| 30-39 | 12 | 34% |
| 40-49 | 10 | 29% |
| 50-59 | 5 | 14% |
| 60-69 | 6 | 17% |
| 70+ | 0 | 0% |

Decile



| Decile | Count | Percentage |
|--------|-------|------------|
| 1 | 7 | 20% |
| 2 | 0 | 0% |
| 3 | 4 | 11% |
| 4 | 12 | 34% |
| 5 | 1 | 3% |
| 6 | 1 | 3% |
| 7 | 1 | 3% |
| 8 | 0 | 0% |
| 9 | 3 | 9% |
| 10 | 6 | 17% |
| Other | 0 | 0% |

Would you like to give me your email address?

Number of daily responses

